

Model JYB-KO B

Normal Differential Pressure Transmitter



DESCRIPTION

Model JYB-KO B is a cost efficient differential pressure transmitter. Each unit is constructed of stainless steel for durability in dry rugged environments. Both gas and liquid pressure overloads of up to 200% over capacity are safely accepted. The transmitter uses our proprietary current output with wide temperature compensation. This design references the primary pressure sensing diaphragm to the atmosphere, and provides a stable zero regardless of the transducer environment.

PRESSURE MEASUREMENT

Supply Voltage	12 to 30VDC
Operating Range	Any zero based full scale from 0.3psi(0.02 bar) to 100psi (7 bar)
Over Pressure	Two times for the full scale
Output Signal	Current two-wire 4mA to 20mA (Load < 500Ω); Voltage 0 to 5VDC
Pressure Media	Fluids compatible with 316 stainless steel and Hastelloy C276 (NACE compatible grades)

PERFORMANCE SPECIFICATIONS

Accuracy	±0.25%, ±0.5% (25°C)
Response	<100ms
Long Term Stability	<0.2% FS per year
Temperature Range	-10 to 60°C
Temperature Effects	Max 1.0% FS typical over 0 to 60°C Max 1.5% FS typical over -20 to 85°C

PHYSICAL CONNECTION

Pressure Connection	G1/4 female with Option B screw-in adaptor
Electrical Connection	M12×1.5 Bayonet plug (IP54)

FEATURES

- 0.05 % FS/°F temperature effect
- 1.0% accuracy
- 0.3 psig to 1 psig range
- 4 to 20 mA or output
- Enhanced temperature stability
- CE Certification

ORDERING CODES

JYB-DZ		
I1	Current two-wire 4 ma to 20 ma	
V1	Voltage 0 to 5VDC	
V2	Voltage 0 to 10VDC	
M2	M12×1.5 Bayonet plug (IP65)	
N1	Differential pressure	
N2	Departure of zero pressure	
S1	0-0.3psi	
S2	0-0.5psi	
S3	0-1psi	
S4	0-2psi	
S5	0-5psi	
S6	0-10psi	
S7	0-20psi	
S8	0-50psi	
S9	0-100psi	
A1	±0.25%	
A2	±0.5%	



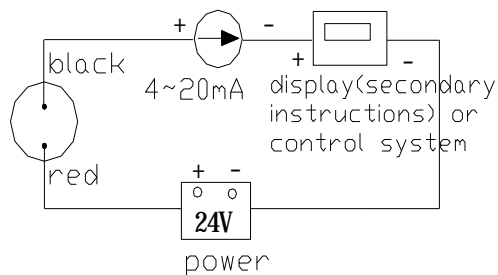
Model JYB-KO B

Normal Differential Pressure Transmitter

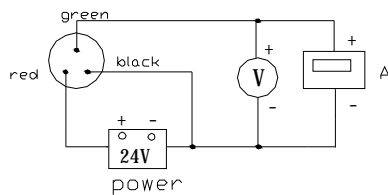
ELECTRICAL CONNECTION

Code	1(Red)	2(Green)	3(Blue)	4(Black)
I1	+Supply	NC	Shell	-Supply
V1	+Supply	Out	Shell	GND

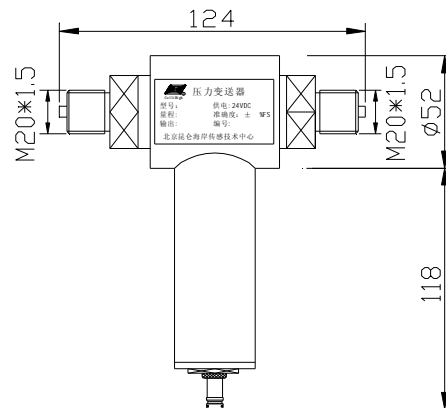
- Current two-wire 4ma to 20mA



- Voltage three-wire 0v to 5v



MOUNTING DIMENSION



NOTES

- 1• Because the sensor belongs to the precision component, in order to prevent damages of the product, don't disassemble voluntarily and touch a film slice, please.
- 2• When make a survey of high-pressure, must install buffer equipment in the exit of the connection between the sensor and the medium, which can avoid the momentary pulse high-pressure and the damages of sensors.
- 3• Accuracies stated are expected for best fit straight line for all errors including linearity, hysteresis & non-repeatability thru zero.
- 4• When install the pressure transmitter, must use the spanner from the bottom of the nut to screw tightly, avoid directly turning on the upside.
- 5• In order to production's airproof, our advice is use $\Phi 6$ - $\Phi 8$ wiring from the side of terminal.
- 6• This production only measures non-corrosive dry gas.